





The Clydesdale SHOCKSAFE range of PolyFibre Insulated Tools provides full conformity to the BS8020:2002 standard, 'Tools for Live Working'.

BS8020:2002 is an exacting specification that demands full adherence to detailed manufacturing and testing procedures for safe working practices to be maintained by the user when working on or in close proximity to live conductor cables. Every single tool is flash tested to 10,000 Volts before the issue of a certificate, unique to each implement. Our guarantee of safety to the user, in a potentially dangerous live-working environment.

Our Shocksafe implements with top "D"-Handles are doubly protected by twin layers of polymer sheathing, moulded over the rigid fiberglass core. The orange insulation used for the outer sheathing has been developed for its high voltage and abrasion resistance properties. If the white inner sleeve becomes visible, the tool should be removed from use around live working conditions. A specially integrated collar prevents the user's hand slipping onto the steel blade. Each tool is flash tested to 10,000 Volts and printed with the BS8020 1000 Volt logo and every tool is uniquely numbered and certified, thus ensuring total traceability and guaranteeing full conformity to live cable working specifications.





Our Non "D"-handled, plain shanked tools are subjected to the same rigorous BS8020 testing but have no over moulded polymer sheathing.












#2 Shocksafe Square Mouth Shovel	D-handle. 28" Shocksafe Insulated shovel. Head width 10" x 12.5" (254 x 318mm). With top tread option.	
#2 Shocksafe Taper Mouth Shovel	D-handle. 28" Shocksafe Insulated shovel. Head width 10" tapering to 8.5" x 12.5" (254 tapering to 216 x 318mm)	
#2 Shocksafe Round Mouth Shovel	D-handle. 28" Shocksafe Insulated shovel. Head width 10" x 12.5" (254 x 318mm).	
#000 Shocksafe Square Mouth Shovel	D-handle. 28" Shocksafe Insulated shovel. Head width 8" x 10.5" (203 x 267mm).	





Shocksafe Insulated Tools
CLY 125 xxxx
DATA SHEET



#0 GPO Trencher Shovel	D-handle. 28" Shocksafe Insulated shovel. Head width 7" x 11" (278 x 279mm).	
Cable Layer Shovel	D-handle. 28" Shocksafe Insulated shovel. Head width 5" tapering to 4.5" x 11" (127 tapering to 114mm x 279mm)	
Clay Grafter Shovel	D-handle. 28" Shocksafe Insulated shovel. Head width 6" x 12" (152x 304mm).	
Newcastle Drainer Shovel	D-handle. 28" Shocksafe Insulated shovel. Head width 7" tapering to 4" x 16" (178 tapering to 102 x 406mm)	




Treaded general service shovel	D-handle. 28" Shocksafe Insulated shovel. Head width 10" x 12.5" (267 x 318mm). Integral top tread.	
Treaded spade	D-handle. 28" Shocksafe Insulated shovel. Head width 7.5" x 11.5" (191 x 292mm). Integral top tread.	
Short Prong Fork	D-handle. 28" Shocksafe Insulated fork. Head width 8" x 6" (203 x 152mm).	
Contractor Fork	D-handle. 28" Shocksafe Insulated fork. Head width 8" x 12" (203 x 304mm).	
9 Prong Industrial Fork	D-handle. 28" Shocksafe Insulated fork. Head width 10" x 14.5" (254 x 368mm).	


MSP Chipping Shovel	D-handle. 28" Shocksafe Insulated shovel. Head width 12" x 14.5" (304 x 368mm). Folded heel.	
Club, Sledge and Keying Hammer	36" Shocksafe insulated. 2.5lb (1.1kg) Club 4lb (1.8kg) Club 7lb (3.2kg) Sledge / Keying 10lb (4.5kg) Sledge / Keying 14lb (6.4kg) Sledge	   Sledge Keying Club
Navy Pick Chisel/Point	36" Shocksafe Insulated. 7lb (3.2kg) Pick	
Claw Hammer	10" Shocksafe Insulated. 20 Oz (0.6kg)	



GPO Digging Bar	Plain 78" Shocksafe Insulated. 6" long x 3" wide head (152 x 76mm).	
Pipe Breaker	Plain 54" Shocksafe Insulated. 22lb (10kg) 3.5" x 7" (90 x 175mm) head	
Square Rammer	Plain 48" x 1.25" diameter Shocksafe Insulated. 10lb (4.5kg) 5.25" square (133mm)	
Kidney Punner	Plain 78" x 1.25" diameter Shocksafe Insulated. 8.5" x 3.5" (216 x 89 mm)	

Shocksafe Insulated Tools
CLY 125 xxxx
DATA SHEET



GPO post hole spade	Plain 54" Shocksafe Insulated 5.5" x 12" (140 x 304mm)	
Heavy Duty Shov- Holder	Plain 54" Shocksafe Insulated 8" x 26" (203 x 660mm)	
12" Clay Grafter	Plain 54" Shocksafe Insulated Product size: 6" x 12" (152 x 304mm)	

16" Newcastle Drainer	Plain 54" Shocksafe Insulated shovel. Head width 7" tapering to 4" x 16" (178 tapering to 102 x 406mm)	
Excavating Spoon	Plain 78" Shocksafe Insulated. 9" x 10" (229 x 254mm)	

Chisel Bar	Plain 60" Shocksafe Insulated	
Point Bar	Plain 60" Shocksafe Insulated	
Chisel & Point, Crow bar	Plain 60" x 1.25" Shocksafe Insulated	