


**CLY 557**  
**RUBBER INSULATING SLEEVES**  
 Data Sheet



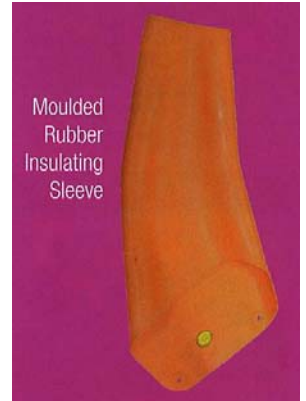
**Rubber Insulating Sleeves** extend coverage of the arm from the cuff of rubber insulating gloves to the shoulder – fully protecting these areas from accidental contact with energised conductors and equipment. The sleeves feature a reinforcing fold at the cuff. This fold is preferred over a rolled bead because it adds less bulk to the cuff and fits into the glove easier without pushing. Two different processes are used to manufacture insulating sleeves: dipping and moulding. Both meet the current requirements of ASTM D1051 and offer the same high level of quality and protection.

Part No.	Type	Class	Colour
CLY 557 D0-SIZE-YB	Dipped	0	Yellow/Black
CLY 557 D1-SIZE-YB	Dipped	1	Yellow/Black
CLY 557 D2-SIZE-YB	Dipped	2	Yellow/Black
CLY 557 D3-SIZE-YB	Dipped	3	Yellow/Black
CLY 557 0-SIZE-O	Moulded	0	Orange
CLY 557 1-SIZE-O	Moulded	1	Orange
CLY 557 2-SIZE-O	Moulded	2	Orange
CLY 557 3-SIZE-O	Moulded	3	Orange

**Dipped Sleeves** are manufactured in the same way as rubber insulating gloves. Porcelain forms are dipped into liquid rubber, dried, trimmed, marked and cured. Every sleeve receives the same quality inspections and electrical testing before shipping.



**Moulded Sleeves** are manufactured by either injection or compression moulding methods. The advantage these methods offer is the ability to produce sleeves of Type I or SALCOR® Type II synthetic rubber. SALCOR® sleeves provide the same high quality and electrical protection as natural rubber, with the added benefit of being resistant to ozone and UV radiation.



**Accessories:** each pair of sleeves will need to be attached to a sleeve harness that is placed over the wearer's head to ensure secure fitting. These parts are not supplied with the sleeves.



CLY 557 H1



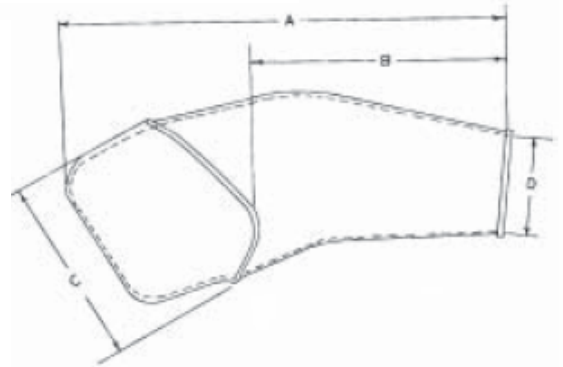
CLY 557 S1 / S15



CLY 557 B-22 / B2

Part No.	Description
CLY 557 H1	Sleeve Harness
CLY 557 B2	Sleeve Button One Piece
CLY 557 B-22	Sleeve Button Two Piece
CLY 557 S1	Sleeve Strap with Buttons (343mm)
CLY 557 S15	Sleeve Strap with Buttons (343mm)

Sleeves should be selected to fit the arm comfortably, covering from the top of the shoulder to inside the top of the glove. Regular size sleeves are the shortest and have the smallest arm and wrist openings. To minimise the possibility of the sleeves pushing gloves off the hand, size the sleeve to the shortest length possible while maintaining complete coverage to the shoulder.



INSULATING SLEEVE SIZING CHART				
	A	B	C	D
	in. (mm)	in. (mm)	in. (mm)	in. (mm)
<b>Regular</b>	Catalogue Code R			
	26.25 (667)	15.5 (394)	11.25 (286)	5.5 (140)
<b>Large</b>	Catalogue Code L			
	28.5 (724)	17 (432)	12.87 (327)	6.87 (175)
<b>Extra Large</b>	Catalogue Code XL			
	30 (762)	19 (483)	13.25 (337)	6.87 (175)

**Clydesdale Ltd.**

Instal House, 3 Sunbeam Road,  
 Woburn Road Ind. Est., Kempston,  
 Bedfordshire MK42 7BZ  
 United Kingdom

Tel: +44 (01234) 855855  
 Fax: +44 (01234) 855800  
 E-mail: sales@clydesdale.ltd.uk  
[www.clydesdale.ltd.uk](http://www.clydesdale.ltd.uk)  
 DS 557 REV 0 02/11/05 CB