

Aerial Bundled Conductor Installation Equipment



CLYDESDALE is able to supply a complete range of equipment for all your ABC installation requirements. Our commitment to distribute and manufacture equipment only of the highest quality is shown by our continued accreditation to ISO 9001. Our ABC Installation Equipment has long been regarded as the industry standard due to its reliability and robustness and our range of equipment is extensive - greater than the pages of this brochure allow. For further details or to call on our expertise or discuss a bespoke solution for you, please contact CLYDESDALE or visit www.clydesdale.net.

Multi-Purpose Winch 210

A suitable winch is essential for ABC installation. The CLYDESDALE 1000kg Multi-Purpose 210 Winch is a very popular model due to its simple yet robust and reliable design giving years of faithful service.

A very compact and lightweight trailer winch, the 210 has a dynamometer which allows us to preset the pulling force at 850kg which can be adjusted up to 1000kg for specific occasions. The winch can be supplied with a rope drum and 500m of Clydesdale recommended 8mm diameter paracore rope for new installations or with a split drum for re-conductoring or conductor recovery work.

Part No.	CLY 750 1-3000
Pulling Force	1000kg
Pulling Speed	0-15m/min
Engine	HONDA 4-Stroke 8HP Petrol
Weight	260kg (less split/rope drum)

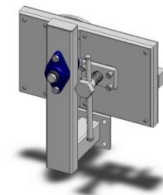


1300kg Cable Drum Trailer

Simple to use, maintain and manoeuvre and now fitted with our **strongest stringing brake yet**, the 1300kg Cable Drum Trailer pictured top left is ideal for use on ABC installations. The drum is raised and lowered by using the hand winch which is geared so as to reduce operator fatigue and has a load holding brake for safety. The rear prop legs are used to ensure total stability when the trailer is in use. The trailer is fitted with a 40mm eye as standard, however a 76mm eye or 50mm ball head can be fitted as



an alternative should you prefer. As standard the trailer comes complete with a newly revised mechanically operated screw caliper and disc brake which is used to easily control the speed of the drum during pay out and conductor sag between poles. This new brake design provides our best ever static braking torque of 1200Nm whilst being extremely robust and requiring very little maintenance.



Clydesdale Ltd.

Instal House, 3 Sunbeam Road,
Woburn Road Ind. Est., Kempston,
Bedfordshire MK42 7BZ
United Kingdom

Tel: +44 (01234) 855855
Fax: +44 (01234) 855800
E-mail: sales@clydesdale.net
www.clydesdale.net

Aerial Bundled Conductor Installation Equipment



All Cable Drum Trailers manufactured and supplied by Clydesdale are designed and tested to comply with the latest standards. All our Cable Drum Trailers are CE marked and come complete with a full lighting pack to allow them to be used safely and legally on highways within the EC. All trailers manufactured and supplied by Clydesdale are steel welded and hot dipped galvanized to ensure the longest possible useful life. All of our trailers are also equipped with full road suspension with overrun (auto reverse), parking brakes and comply in full with current RTA regulations.

Part No.	CLY 760 1300
Dimensions	L3.3 x W2.3 x H1.8m
Un-laden Weight	400kg
Max Drum Diam.	2.0m
Max Drum Width	1.1m
Max Drum Weight	1300kg

ABC Rollers

A range specially designed and engineered in the UK to meet all requirements of ABC construction. Webbing straps rather than chains are fitted for ease of use and all rollers are stamped with SWL and unique serial no. and issued with test certificate. All parts are galvanised for increased life expectancy. Roller wheels are constructed from cast aluminium alloy mounted on steel ball race suspension.




CLY 680 130



CLY 680 110



CLY 680 120

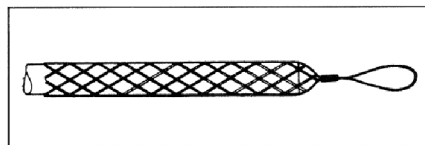


CLY 680 180

Part No.	Weight	SWL	Description
CLY 680 130	2.5kg	300kg	Straight Line Hanging Roller. Ideal for straight line pulls but will accommodate slight angles.
CLY 680 110	7.5kg	500kg	Slight Angle Roller. Designed to swing out from the pole to allow use primarily on straight line pulls but also on slight angles.
CLY 680 120	10kg	750kg	Heavy Angle Roller. Designed to perform very similarly to the CLY 680 110 in that it swings out from the pole with second support roller to give greater strength and flexibility.
CLY 680 180	13.5kg	850kg	Positioning Roller. Designed to swing into and past the pole so that the cable can be fed straight into a suspension clamp. Can perform duties of all of the above rollers.

Non Conductive ABC Stockings

Non conductive stockings made from a synthetic high tensile strength material for ABC are available in a range of sizes as either single weave for normal applications or double weave when higher pulling forces are required. Furthermore, a single eye or double eye can be stipulated.



Cable Diam.	ABC Size	Single Eye, Single Weave	Double Eye, Single Weave	Min Break Load	Single Eye, Double Weave	Double Eye, Double Weave	Min Break Load
20-30mm	2 x 35/50	P1106/20	P1206/20	1120kg	P2106/20	P2206/20	2240kg
	4 x 35/50						
30-40mm	2 x 70/95	P1106/30	P1206/30	1680kg	P2106/30	P2206/30	3360kg
	4 x 70/95						
40-50mm	4 x 120	P1106/40	P1206/40	2688kg	P2106/40	P2206/40	4480kg

Clydesdale Ltd.

Instal House, 3 Sunbeam Road,
Woburn Road Ind. Est., Kempston,
Bedfordshire MK42 7BZ
United Kingdom

Tel: +44 (01234) 855855
Fax: +44 (01234) 855800
E-mail: sales@clydesdale.net
www.clydesdale.net

Aerial Bundled Conductor Installation Equipment

CLYDESDALE
Powering the Future

Swivels

Clydesdale can offer two types of swivel for ABC work - articulated or straight bearing. Articulated swivels articulate up to 5 degrees to assist when pulling over small pulley blocks or around tight angles. Both are manufactured of high quality tensile steel and galvanised for long life. Clydesdale swivels are stamped with the SWL and unique serial number and supplied with test certificate.



Part No. (CLY 00..)	Type	Swivel Diam	Rope Diam.	Length	SWL	Weight
SWIVEL 10	Art	20mm	6mm	62mm	800kg	0.1kg
SWIVEL 11	Art	32mm	10mm	125mm	2000kg	0.5kg
SWIVEL 12	Art	45mm	15mm	195mm	4000kg	1.4kg
SWIVEL 15	Str	32mm	15mm	120mm	2600kg	0.5kg
SWIVEL 16	Str	45mm	19mm	170mm	6000kg	1.2kg
SWIVEL 17	Str	60mm	24mm	220mm	12000kg	3.0kg



ABC Come Along Clamps

As well as a range of single size clamps for ABC, Clydesdale can offer range taking Come Along Clamps which can be used, as the name suggests, for a range of various ABC sizes.


Part No.	Type	ABC Size(s)	SWL	Weight
CLY 920 1174	Range-taking	2 x 35 - 4 x 120	850kg	3kg
CLY 920 1093/2	Range-taking	2 x 25 - 4 x 95	1200kg	2.2kg
CLY 920 1093/3	Range-taking	2 x 16 - 4 x 35	500kg	0.8kg
CLY 920 0625	Single Size	4 x 25	300kg	2.2kg
CLY 920 0650	Single Size	4 x 50	600kg	3.6kg
CLY 920 0695	Single Size	4 x 95	850kg	4.7kg



ABC Anchor Clamps

Used for the termination of 2 or 4 core type ABC to poles or walls by means of a standard suspension hook. The clamps are easy to install and have been tested to international standards including ESI 43-14. The plastic parts are made of frost, heat and UV resistant material with a weather resistant aluminium shell and hook.

Part No.	ABC Size	Torque	Weight
CLY 212 117.225	2 x 25	25Nm	0.3kg
CLY 212 118.425	4 x 25	25Nm	0.41kg
CLY 212 234	4 x 50 - 4 x 120	44Nm	1.2kg
CLY 212 34-250	2 x 50	48Nm	1.0kg
CLY 212 34-295	2 x 95	80Nm	1.1kg



ABC Wedge Set

Ideal for separating the cores of ABC when installing a connector, anchor or suspension clamp.

Part No.	Weight
CLY 210 ST 31	0.1kg



Distance Nail

Used to position ABC away from a wall or structure thus avoiding cable damage. Part no. CLY 213 SO 70.11



Clydesdale Ltd.

Instal House, 3 Sunbeam Road,
Woburn Road Ind. Est., Kempston,
Bedfordshire MK42 7BZ
United Kingdom

Tel: +44 (01234) 855855
Fax: +44 (01234) 855800
E-mail: sales@clydesdale.net
www.clydesdale.net

Aerial Bundled Conductor Installation Equipment

CLYDESDALE
Powering the Future

ABC Hooks

Three types of hooks are available for installing ABC: Suspension Hooks supplied with square washer and nut designed to bolt through a pole, Nut Hooks designed to bolt onto an existing stud and Hook Plates with 6 holes designed to be bolted to a surface. All are fully galvanized for long life.

Part No.	Type	Diameter	Length	Weight
CLY 213 21.00	Suspension	M20	200mm	1.22kg
CLY 213 21.01	Suspension	M20	240mm	1.32kg
CLY 213 21.02	Suspension	M20	320mm	1.51kg
CLY 213 21.03	Suspension	M20	350mm	1.58kg
CLY 213 PD 2-3	Nut	M16	76mm	0.44kg
CLY 213 PD 2-2	Nut	M20	76mm	0.55kg
CLY 213 PD 3-3	Nut	M16	200mm	1.5kg
CLY 213 PD 3-2	Nut	M20	200mm	1.9kg
CLY 213 28.2	Plate	M16	65mm	0.69kg
CLY 213 29	Plate	M16	85mm	0.61kg



Range Taking & Multi Purpose ABC Fittings

These fittings will revolutionise the way that ABC is installed in the future. Now instead of the confusing variety of fittings, you need, broadly speaking, only one suspension clamp the SO 99, one anchor clamp the SO 118-1202 and one wall bracket the SO 125. All have been extensively tested to and comply with ESI 43-14.

Range taking ABC suspension clamps: The SO 130 and SO 136 are along the lines of traditional suspension clamps, however, these clamps will take almost every size of ABC. This is achieved by the integral insert replacing the traditional rubber insert. This means no mistakes by linesmen taking the wrong equipment to site and vastly reduces quantities of stock both centrally and regionally. The SO 99 is a completely new design, the same as the SO 130 and SO 136 in that it takes almost all sizes of ABC. It also has built in rollers, which allows the clamp to act as the intermediate roller during erection as well. When used with extension roller ST 26-99 which simply bolts over the SO 99, it can also act at an angle up to 90°.

Range taking ABC Wall Clamp: Works on the same basis as the range of range taking suspension clamps in that there is a built in insert which accepts almost all ABC sizes.



SO 130



SO 125



SO 99

Part No.	Type	ABC Sizes	Angles up to	Weight
CLY 210 SO 130	Susp. Clamp	2 x 50-120 / 4 x 25-120	60°	0.3kg
CLY 210 SO 136	Susp. Clamp	2 x 50-120 / 4 x 25-120	90°	0.5kg
CLY 210 SO 99	Susp. Clamp	2 x 50-120 / 4 x 25-120	30°	0.9kg
CLY 210 ST 26-99	Ext. Roller	n/a	90°	2.3kg
CLY 210 SO 125	Wall Clamp	2 x 50-120 / 4 x 25-120	30°	0.5kg

ABC Range Taking End Caps

These grease filled end caps fit every size of ABC (including 120mm²), the grease is designed to prevent water entry and seal the conductor tightly and securely. Supplied in packs of three. Part No. CLY 210 PK 99.



Clydesdale Ltd.

Instal House, 3 Sunbeam Road,
Woburn Road Ind. Est., Kempston,
Bedfordshire MK42 7BZ
United Kingdom

Tel: +44 (01234) 855855
Fax: +44 (01234) 855800
E-mail: sales@clydesdale.net
www.clydesdale.net